







Year 1 English Progression Document

Term	Autumn 1 (7 ½ weeks)	Autumn 2 (7 weeks)	Spring 1 (6 weeks)	Spring 2 (6 weeks)	Summer 1 (6 weeks)	Summer 2 (7 weeks)					
Theme	All creatures great and small 	Moments in time 	Portsmouth Adventure (This could possibly continue for 2 weeks after half term) 	Delving into the arts 	Fire! Fire! 	Story to be told 					
Text Drivers	Supermarket zoo	The memory tree	Dougal's Deepsea Diary	A clockwork dragon	Toby and the great fire of London	Who's afraid of the big bad book					
Link texts	Brown bear brown bear	Lost and found Peepo Fireworks (poem by Enid Blyton) The snowman	Commotion in the Ocean Non-fiction texts	Zog Tell me a dragon	Vlad and the great fire of London Samuel Pepys' Diary	Goldilocks and the three bears. Little red riding hood. Gingerbread man.					
Mini / Short Writing Outcome(s) and purpose	Fact file of animals. Recount of Spirit of the wild (I held a...) Brown bear write up of spirit of the wild (respond to the bear with "I see a....")	How to look after a penguin (based on Lost and Found from DR)	Poem about their life based on their memory box	Reply to a letter from a perspective student asking if they should come to Copnor and why (persuasive).	Diary entry from their tour around Portsmouth.	Instructions on how to make their dragon.	Description of their own dragon from art, with a focus on vocabulary to then use in their poem/song.	Interview some of the characters from the GFL and write questions and responses.	Review of the visit from the fire education service... what did you learn? What did you like? What would you change?	How to make porridge.	Retell the story of Little Red but only as she goes through the forest.

Longer / Main Writing Outcome(s) and purpose	Recount: Recount of trip to Marwell zoo	Instructions: How to use sparklers safely.	Poem: Remembrance poem	Persuasive: Letter to Dougal persuading him to visit Portsmouth next.	Recount/narrative: Dougal's diary of a day exploring Portsmouth.	Narrative: Story about their clockwork dragon made in DT. (using the book Clockwork dragon to support them with the starting sentence of ... "Back at the workshop...."	Poetry/song: Write a song linking to the book 'Tell me a dragon'.	Explanation: Leaflet to explain what the Great Fire was, how it happened and what has changed because of it.	Report: Letter to the fireman to tell them what they have learnt from the visit.	Instructions: Recipe for Goldilocks healthy breakfast	Narrative: Story of Goldilocks with a twist.
Audience	Share recounts with Year 6 because they will be going to Marwell in Spring.	Written for the Year 1s next year for when they use the sparklers.	Create a poetry anthology for the library.	Dougal	Display with photos, writing and art work from the Portsmouth theme.	Share stories with partner class.	Performed to parents.	Yr 5/6 to teach them about GFL	For the firemen who came to the school.	Make a class recipe book.	To share with their new teacher.
Punctuation	Full stops and capital letters. Capital letters for the personal pronoun	Capital letters, full stops and introduction of exclamation marks.	Using a capital letter for the pronoun I. Capital letters and full stops.	Capital letters, full stops and question marks	Capital letters, full stops and question marks, exclamation marks.	Capital letters, full stops and question marks, exclamation marks.	Capital letters, full stops and question marks	Capital letters, full stops and question marks, exclamation marks.	Capital letters, full stops and question marks	Capital letters, full stops and question marks	Capital letters, full stops exclamation marks.
Grammatical Features	Leaving spaces between words, Combine words to make a sentence.	Use and to join words in a list. Begin to use 'ing' at the	Begin to add 'ed' to the end of a word	Begin to use 'and' to join two sentences together	Using suffixes at the end of root words where	Using 's' or 'es' for third person plural Begin to	Adding the suffix 'ing' at the end of a word	Adding the suffix 'ed' to the end of a word where no change is needed to	Adding the suffix 'ed' to the end of a word where no change is needed to	Use the suffix 'ing'	Write in the narrative form. Use 'and' to join two sentences.

		end of a word		To use a capital letter for the name of a person or place.	no change is needed to the root word.	write in the narrative form	where no change is needed to the root word.	the root word To use a capital letter for the name of a person or place. Use the prefix 'un' at the start of a word.	the root word		
Spellings	Harder 2 read and spell words Topic words: Bird Fish Mammal Reptile Amphibian Herbivore, omnivore, carnivore	H2R&S words Topic words: Memories Remember Past Before Now	H2R&S words Topic words: Coast / land Human and physical features City / town	H2R&s words Topic words: Dragon Magical Mysterious Enchanting	H2R&s words Topic words: London Fire Inferno Extinguish Unfortunately	H2R&S words Topic words: Cottage Forest Porridge					

Narrative	Recounts	Explanation Texts	Instruction / procedural	Persuasive Texts	Reports	Poetry
-----------	----------	-------------------	--------------------------	------------------	---------	--------