



# CORONAVIRUS AND YOUR CHILD WHAT YOU NEED TO KNOW

## Symptoms of coronavirus (Covid 19)

 High temperature


 New, continuous cough


 Loss or change to sense of smell or taste

 **Testing**  
Ask for a test at [nhs.uk/coronavirus](https://nhs.uk/coronavirus) or call 119


 **How to self-isolate**  
**Person with symptoms:** Isolate for 10 days from when you first noticed symptoms.  
**Householder members:** Isolate for 14 days, unless a test result comes back negative.

## If your child or someone in your household has possible symptoms of Covid 19


 If your child develops symptoms at school or at home, or someone else in your household develops symptoms

 Tell school and arrange a test for your child or the affected person

 Begin isolation


 Other children in your child's bubble stay at school


## When you get the test results


 If test result is **POSITIVE**

 Tell the school straight away


 Continue isolation

 Other children in your child's bubble start isolation

 Your child can return to school after 10 days

 If test result is **NEGATIVE**

 Tell the school straight away

 Your child should return to school when well

*School staff will work closely with Public Health England to inform you of any possible or confirmed cases of coronavirus at the school and whether all or part of the school needs to close.*

## **Returning to school: How parents can help to keep school safe**

We all have a part to play in keeping school safe during the coronavirus pandemic and school staff are following national and local guidelines to prevent the spread of infection. We thank you for encouraging your child to wash their hands regularly, use tissues or sleeves (not hands) to catch coughs and sneezes and put used tissues in the bin straight away - both at home and in school.

Coronavirus symptoms to look out for:

- High temperature and/or
- New, continuous cough and/or
- Loss or change to sense of taste or smell

Symptoms of coronavirus can be caused by a range of infections that are particularly common among school aged children. As such, closure of bubbles or similar actions are usually only necessary when someone at school has tested positive. Therefore it is *very important* that anyone with possible coronavirus symptoms follows the steps below in order to help the school to maintain a balance between safety and education for everyone.

### **What will happen if there are possible or confirmed cases of coronavirus in schools?**

#### **Scenario 1: If your child has possible symptoms of Covid 19**

##### **Scenario 1a: If your child develops possible symptoms at school:**

1. You will be asked to come to school to take your child home. Your child will be supervised safely at school until you arrive.
2. Arrange a test for your child via [nhs.uk/coronavirus](https://nhs.uk/coronavirus) or calling 119 as soon as possible.
3. Your child must isolate for 10 days from the onset of symptoms, and members of the household must isolate for 14 days, unless the test result comes back negative.
4. If your child is well enough, they should access the home learning resources provided by school.
5. Other families with children in your child's class bubble may be told that someone in the bubble has developed possible symptoms, however, the other members of the class bubble will remain at school.

##### **Scenario 1b: If your child develops possible symptoms at home:**

1. Phone the school in the normal way to let them know that your child will not be in school because they have possible symptoms.
2. Arrange a test for your child via [nhs.uk/coronavirus](https://nhs.uk/coronavirus) or calling 119 as soon as possible.
3. Your child must isolate for 10 days from the onset of symptoms, and members of the household must isolate for 14 days, unless the test result comes back negative.
4. If your child is well enough, they should access the home learning resources provided by school.
5. Other families with children in your child's class bubble may be told that someone in the bubble has developed possible symptoms, however, the other members of the class bubble will remain at school.

##### **Scenario 1c: A member of your household develops possible symptoms**

1. Phone the school in the normal way to advise that your child will not be in school because they are self-isolating.
2. Arrange a test for the member of your household via [nhs.uk/coronavirus](https://nhs.uk/coronavirus) or by calling 119 as soon as possible.
3. The person with symptoms must isolate for 10 days from the onset of symptoms, and other members of the household must isolate for 14 days, unless the test result comes back negative.

4. If your child is well enough, they should access the home learning resources provided by school.
5. Your child's class bubble will remain at school.

### **Scenario 2: Covid 19 test results received**

#### **Scenario 2a: if the test results come back positive**

1. Phone the school as soon as possible to advise of the test result.
2. Your child should continue to self isolate for 10 days from the onset of symptoms, and members of your household should continue to self-isolate for 14 days from the onset of symptoms.
3. Other children in your child's bubble will need to self-isolate for 14 days once they are home from school that day.
4. Those children will travel home in the normal way at the end of the school day and access the home learning resources while they are self-isolating.
5. Other members of those households will not need to self-isolate.
6. All other children and staff in the school can remain in school and carry on as normal.

#### **Scenario 2b: test results come back negative**

1. Phone the school as soon as possible to advise them of the test result.
2. Your child can return to school as soon as they are well.
3. Other members of your household can end their period of self-isolation.

### **Scenario 3: additional confirmed cases occur in your child's bubble whilst they are self-isolating**

1. Parents will be kept up to date and asked to arrange a test for their own child if they start to develop symptoms
2. Your school will confirm the date that the bubble can come back to school.

### **Scenario 4: there are confirmed cases of Covid-19 in different class bubbles in the school**

1. The school will take advice from Public Health England about whether a full or partial school closure is most appropriate.
2. The parents of children in the affected bubbles will be notified that their child will need to begin a period of self-isolation at the end of the school day.
3. Other parents will be informed of the need for full or partial school closure
4. Children will travel home in the normal way at the end of the school day and access the home learning resources while they are self-isolating.
5. In the unlikely event of a full school closure all pupils and staff (including keyworker's children) will need to self-isolate for a full 14 days.
6. Other members of the household will not need to self-isolate but must get tested if anyone else develops symptoms.

## **NHS Covid Testing Advice link**

<https://www.nhs.uk/conditions/coronavirus-covid-19/testing-and-tracing/get-a-test-to-check-if-you-have-coronavirus/>